



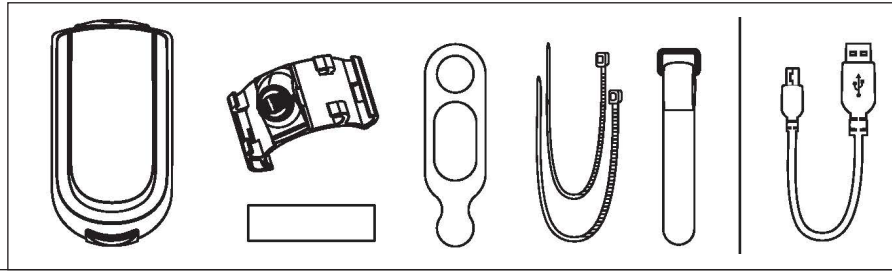
Galaxy Sport USB TAIL LIGHT

SUNLITE

CG-217R / 913343

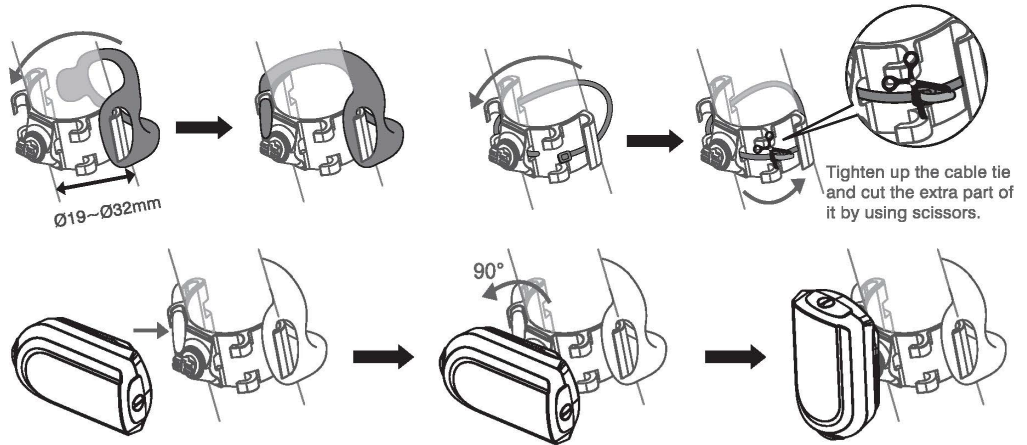
Includes:

- Light
- Seatpost Mount
- Mount Pad
- Ring Strap
- Zip Ties (x2)
- Velcro Strap
- Charging Cable



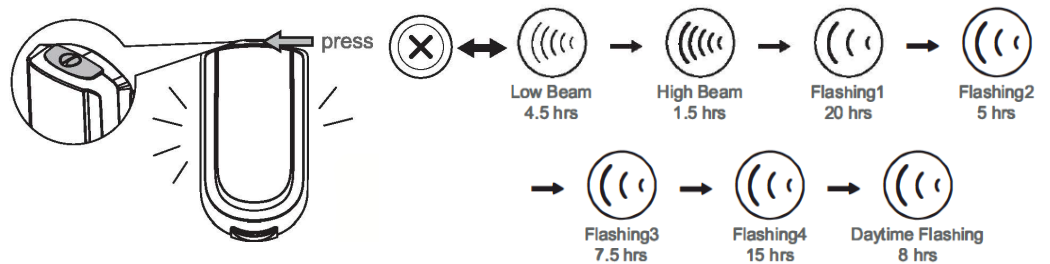
Installation

1. Install the light mount using the included ring strap or a zip tie.
2. Once mount is installed, place light onto mount and turn 90° to lock in place



Function

- Press the power button for 1.5 seconds to turn power on and off.
- Click the button briefly to cycle through modes.
- Mode memory returns to last used mode when turned back on unless light has been fully discharged.



Charging & Battery



While powered off double click the power button to check remaining battery.

Constant Glow: 100 - 50%
 Slow Flash: 49 - 25%
 Fast Flash: 24 - 0%

To charge, remove the rubber plug on the bottom of the light and connect to power via the included power cable.

Charging LED indicates:

LED ON: Charging
 LED OFF: Fully Charged

SUNLITE